



The

Milepost

Volume 41, Number 6 — June 2021

The official newsletter of the Pikes Peak Division
Rocky Mountain Region — National Model Railroad Association.



NEXT MEETING:

CANCELLED due to COVID-19 but a Zoom virtual meeting will be held!

Friday, June 11th, 2021 at 7:00 PM

**The New Sand Creek Police Station 950 Academy Park Loop
(Northeast of the intersection of Fountain/Academy)
Colorado Springs, Colorado**

Calendar of Events

January 8th, 2021 (Friday) – Cancelled but Zoom

NMRA-PPD monthly meeting held on Zoom.

February 12th, 2021 (Friday) – Cancelled but Zoom

NMRA-PPD monthly meeting held on Zoom.

March 12th, 2021 (Friday) – Cancelled but Zoom

NMRA-PPD monthly meeting held on Zoom.

April 9th, 2021 (Friday) – Cancelled but Zoom

NMRA-PPD monthly meeting held on Zoom.

May 14th, 2021 (Friday) – Cancelled but Zoom

NMRA-PPD monthly meeting held on Zoom.

June 11th, 2021 (Friday) – Cancelled but Zoom

NMRA-PPD monthly meeting held on Zoom.

July 9th, 2021 (Friday)

NMRA-PPD monthly meeting.

Contest: {to be determined}

Program: {to be determined}.

August 13th, 2021 (Friday)

NMRA-PPD monthly meeting.

Contest: {to be determined}

Program: {to be determined}

September 10th, 2021 (Friday)

NMRA-PPD monthly meeting.

Contest: {to be determined}

Program: {to be determined}

October 8th, 2021 (Friday)

NMRA-PPD monthly meeting.

Contest: {to be determined}

Program: {to be determined}

November 12th, 2021 (Friday)

NMRA-PPD monthly meeting.

Contest: {to be determined}

Program: {to be determined}

P.P.D Staff Members

OFFICERS

Superintendent:

Joe Costa — joe_costa@hotmail.com

Assistant Superintendent:

Mark Fuerstenberger — (719) 491-1291
markf1014@gmail.com

Secretary:

John Emmot — (719) 380-8421 jemmot@comcast.net

Treasurer (And Door Prizes Chairman):

Tony Pawlicki — (719) 687-2694
tonypaw1650@gmail.com

CHAIRPERSONS

NMRA Achievement Program:

Jack Sousa — (719) 576-7017 jackfrw@pcisys.net

Contest:

Kristin Phillips, and Jack Sousa

NMRA Membership:

Mike Maline

Milepost Editor:

David Bristow — dave@bristow-family.org

Module Group (HO-Scale):

Mark Fuerstenberger — (719) 491-1291
markf1014@gmail.com

Members Aid:

John Emmot — (719) 380-8421 jemmot@comcast.net

Monthly Meeting Programs:

Mark Fuerstenberger — (719) 491-1291
markf1014@gmail.com

Public Relations:

Kristin Phillips — kristin.phillips7099@gmail.com

Swap Meets:

Kristin Phillips — kristin.phillips7099@gmail.com

Webmaster:

[Open]



The Milepost, Volume 41, Number 6, June 2021, is published monthly, as an electronic document (Adobe PDF file), by, and under the authority of, the Pikes Peak Division (Rocky Mountain Region), of the National Model Railroad Association. Our meetings are usually held on the second Friday of each month at the Sand Creek Police Station, 950 Academy Park Loop (northeast of the intersection of Fountain and Academy), in Colorado Springs, Colorado, at 7:00 PM. Please come to one of our meetings. We would love to meet you. All

scales are welcome. Besides our monthly meeting, we have swap meets, train shows, and other model railroad (and railroad) activities. All content in this journal is copyrighted to its respective owner unless otherwise noted. Please do not use content from this newsletter in other publications, newspapers, magazines, books, web sites, etcetera, without explicit case-by case permission. The editor of *The Milepost* is Mr. David Bristow. He can be contacted at the e-mail address of: dave@bristow-family.org Thank you.

Editor's Thoughts

Last month I mentioned Canadian Pacific Railway and Canadian National Railway were competing to merge with the Kansas City Southern. On the [CN website](#) they posted:

“On May 21, 2021, Canadian National (CN) and Kansas City Southern (KCS) signed a definitive agreement to combine. Together, CN and KCS will create the premier railway for the 21st century, connecting ports in the United States, Mexico and Canada to expand North American trade and power economic prosperity.”

The railway stretches from the east coast to the west coast of Canada to southern Mexico through the middle of the US with some 26,700 miles continuous rails and 46 ports and major rail hubs across Canada, U.S., and Mexico.



Modeling such an empire could be a challenge!

David

June Superintendent's Notes

Zoom Meeting and Show & Tell

Part of what we do at our Zoom Division meetings is to have a show and/or tell and a presentation. All members are welcome to participate.


Here is the link to join Zoom Meeting:

<https://us02web.zoom.us/j/86493099516?pwd=U3V5dmQ0VUxqNm1nM2pnWC9MTWRBQT09>

May Show and Tell

Tony showed us his undercarriage work on making freight cards more realistic. Mark and Amber gave us live shots of the Georgetown Loop Railroad on their way to Breckenridge which was definitely a first.

Here is a reprint of John Campbell's "alternate reality" street scene from his earlier presentation:



May Chapel Hills Mall Swap Meet

TECO held a swap meet at the Chapel Hills Mall parking lot on Saturday, May 22. From 10 AM to 1:00 PM the weather was great, and we had a chance to connect with a lot of old friends.



A couple of G-scale trains were running. Here is one:



We won't talking about the exciting hailstorm and monsoon we had. Elizabeth gave us a 10-minute warning.

Gage vs. Gauge



I ran across an Argy Specialties craftsman cardstock Sunkist kit with wooden stairs which I purchased. Suydam, Alpine Division and California Models were other names of companies who at one time or another sold these kits. This is similar to the station kit I based a laser cut version on.

The Argy directions used the term "HO gage" to describe the kit. "Gage" is a glove thrown down to challenge someone to a duel while "gauge" refers to measurement. Sometime you'll see the term "dual gauge" (but no one ever says "dual gage").

I would modify the kit by making all the windows arched and making the right end wall symmetrical.

eBay Kit Update

Here are a few pictures of other building kits I purchased from Randy Brown on eBay and started to assemble:



These buildings are polyurathane castings, very smooth and assemble with superglue. I used my plate with magnets to hold the walls perpendicular. Superglue uses capillary action gluing the parts to the metal base and walls which was a challenge to pry loose. Randy recommends you start off with just a drop before you do the whole seam.

Sierra Madre Packing Plant, also by Randy Brown, is twice the size and cost of the above kits:



Randy does these kits in HO, N & Z. Other kits are classic western or modern.

This is what the "super-service station" looks like:




XTC-3D Arrives



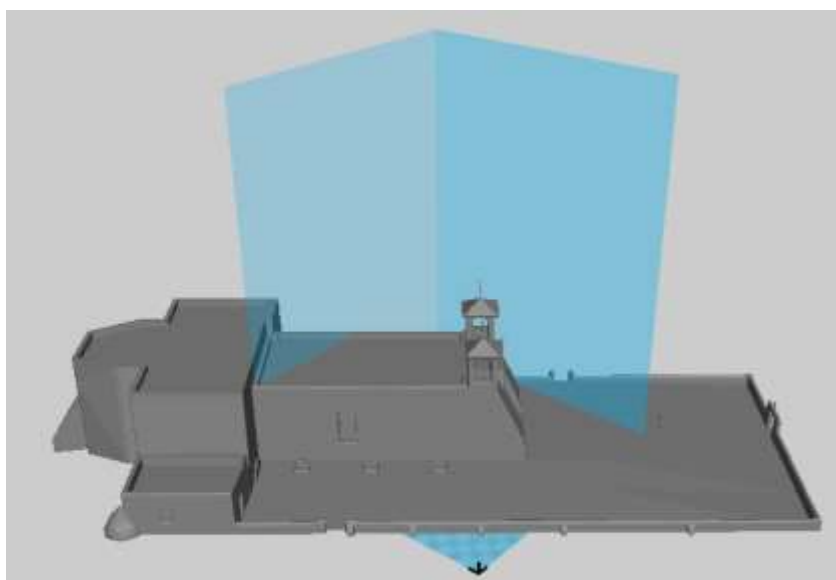
We did a coat on the Overland Model white overlay which took a couple hours to dry and probably should have done a second coat. Instead, we opted to spray on several coats of flat white paint.

Getting 3D Religion --- It's a Miracle!


I finally found a "viewer" online that actually converts Sketchup SKP files to STL files for Cura 3D printing. It costs \$15. For comparison, here is the unavailable AMK kit:



With this conversion program I was finally able to load the STL file into Cura:

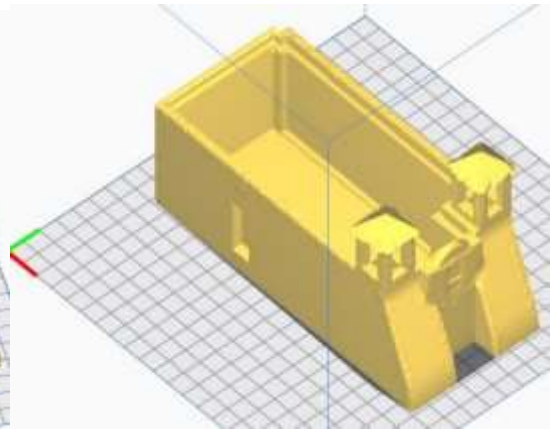
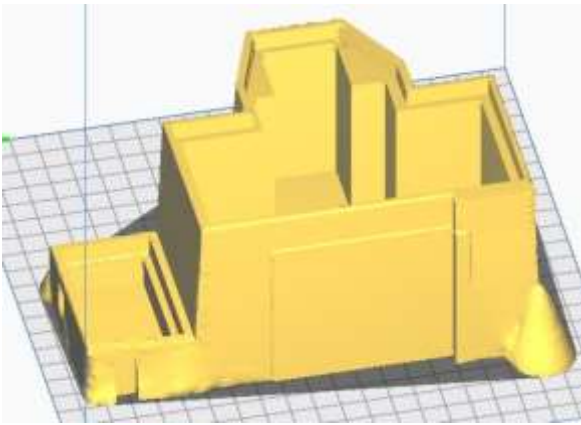


This would be easy on the new Creality CR30 belt printer:



The complete model looked like an attempt to put an elephant on a dinner plate. The blue walls represent the volume where the model needs to fit. The model was divided in two parts: the left section which is the back of the church, and the right section, which is the front of the church. They needed to be separated and printed separately, which should have been easy. The walls running around the front of the church can be handled on their own -- no need to print that big flat area either. This model is a more accurate representation than the AMK kit (which did selective compression).

My son, Richard, was able to break up the model using Meshmixer so that it will fit into my print volume on the Crealitiy:




The good news was that I realized that the flat roof areas could be hollowed out thus cutting print time and filament use virtually in half. Richard is a better “plastic surgeon” than I and did that part.

Leadership is about coming up with a better idea and having someone else do the work.

By printing the walls only with an interior lip (as shown above) time and material was saved — flat roofs can be laser cut instead.


The front of the church has the same width but is a little taller and twice as long as the Hallmark adobe church.

Serious Attack of the Uglys



For whatever reason, when the STL file was loaded into Meshmixer for editing, the tower roofs came out extremely ugly. That is not a show stopper. When I made the Castaneda Hotel, its bell tower was my very first 3D project. I’ll cut off their pyramidal roofs and add replacements. It will need a new front door too.

STL files are intended to be the final step in the 3D printing process. Using Meshmixer to further edit them is basically cheating. Results and success may vary:



Orienting this church on a 16" deep diorama will definitely be interesting.

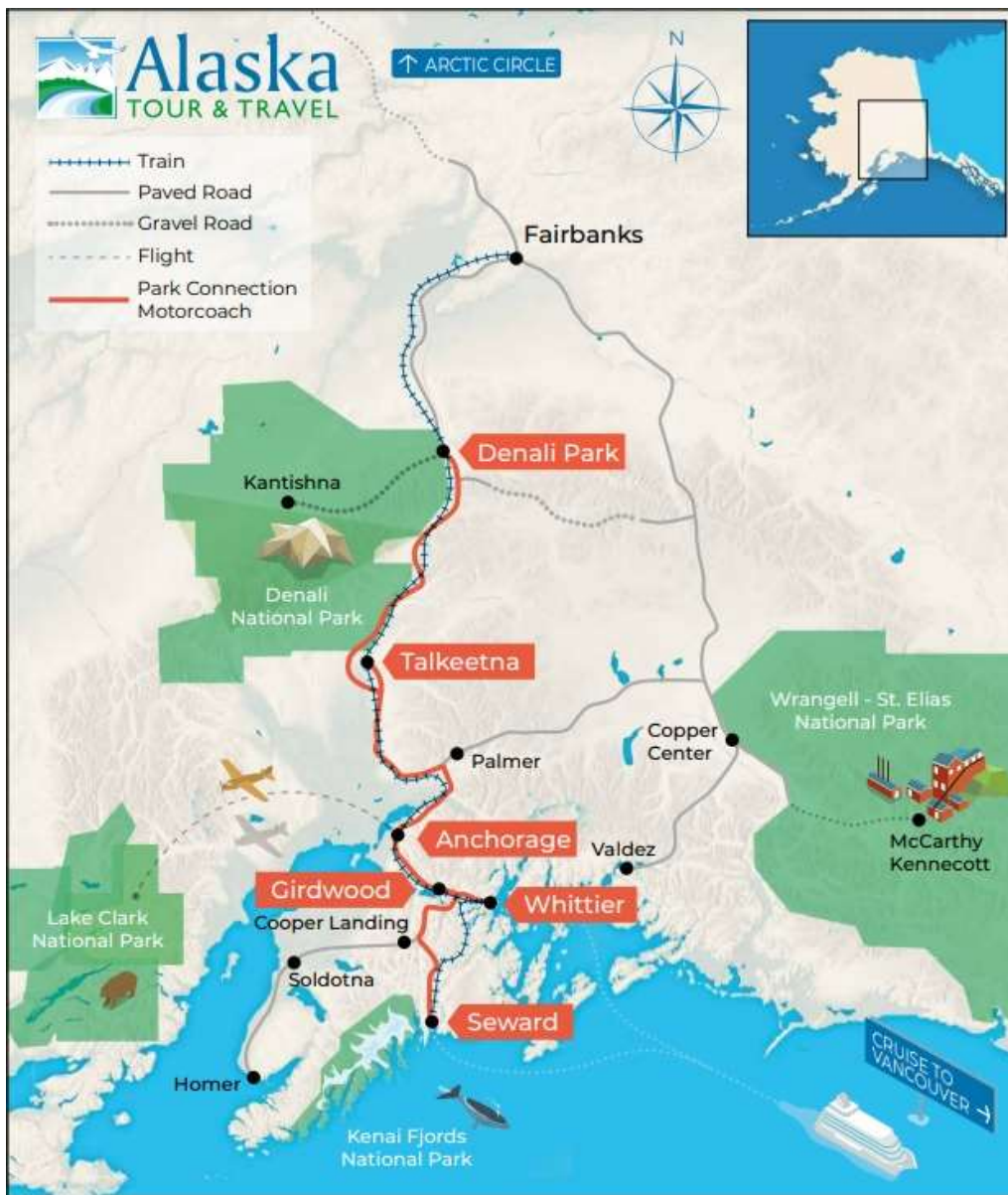
Stayed tuned for the next exciting episode.

More Tickets to Ride Alaska, 2022

After Kristin and I talked about the Norwegian Cruise and Rail Tour with a couple of her friends, they expressed their eagerness to join in. By then Canada should be out of quarantine or the Passenger Vessel Services Act will have been modified.

I believe we get to ride the Anchorage-Talkeetna and Denali Park-Fairbanks sections of the railroad.

The NCL website describes the journey as: "Two deluxe dome rail car segments on the rails of Alaska Railroad." The itinerary portion of the cruise website has a vocabulary limitation when it comes to trains as a method of transportation often referring to anything that moves passengers on land as a "bus."



The Whittier rail and road tunnel may be on my bucket list but unfortunately only Princess and Holland American Cruise Lines visit that port.



We'll also do the White Pass and Yukon Narrow Gauge Railroad:

<https://wpyr.com/>

“Take the unforgettable journey aboard the "Scenic Railway of the World" and travel from tidewater to the summit of White Pass, a 2,865-foot elevation. Ride 40 miles round-trip in vintage rail cars as you retrace the original route to White Pass Summit passing Bridal Veil Falls, Inspiration Point and Dead Horse Gulch.” It barely crosses the Canadian border on a twenty-mile journey and folks typically return by bus --- or so I am told.

The more streamlined diesels are the ones the railroad is keeping:



These two engines are the ones sold to and refurbished by the D&S.



One is definitely already in service:

<https://www.youtube.com/watch?v=ZYqWIo68VSQ>

This is supposed to be their new color scheme:



White Pass Caboose in Iowa at Midwest Central Railroad



Midwestern Anomaly --- Huckleberry Railroad

<https://geneseecountyparks.org/crossroads-village/attractions/huckleberry-railroad/>

Never been here but I just added it to my bucket list.

There are several anomalies about this tourist railroad.

First, it is narrow gauge with two steam engines.

Second, one of its steam engines came from the Denver and Rio Grande via Knotts Berry Farm in Southern California:



The second steam engine came from even farther away:



Back in the day there were various narrow-gauge railroads in Alaska before there was a territory wide conversion to standard gauge -- not that the Alaska railroad has any connection to the rest of North America. After helping in the World War II effort, it was relegated to the junkyard. It was rescued and ended up at the Huckleberry. Its last rebuild was in Strasburg for around \$32 million.

Don't feel bad for Knott's --- they switched to a smaller RGS:



Pittsburgh Bucket List

Seeing as how my Caribbean cruise was cancelled this summer to divert crew to Alaska, I may be "inclined" to visit Steel City as part of a (rail) road trip:



Pikes Peak Inclines

We had at least three--- nothing but memories now:



Royal Gorge Incline was a casualty of the fire --- virtually every trace gone as it is turning into a trail.

"N"ginners do T-track

They set up a T-track layout for visitors the weekend of June 5 in the old depot:




Upcoming Division & Local Events

Any events scheduled for 2021 are subject to **cancellation**.

- July 10 & 11: PPNG will be at the Dinosaur Resource Center in Woodland Park, hours are 10am to 4pm.
- August 21, 2021: Como.
- August 21-22, 2021: Westcliffe.
- Sept 11-12: Rail Fair for 2021 at the Union Depot, with the RMR-NMRA convention at the Rowllins Library located nearby.
- Sept 25-26: Rails in the Rockies at Estes Park.
- November 13-14: TECO at Chapel Hills Mall.

Information on Colorado and neighboring state events is posted on [TECOshow.org](https://www.tecoshow.org).

Checkout the Rocky Mountain NMRA Callboard: <https://www.rmr-nmra.org/callboard.htm>



Notes from The Siding

By John Emmot

Well, there is history and there is future. We have a bit of both this month. The history was last month on May 22nd. TECO scheduled a 4-hour outdoor swap meet in the Chapel Hills Mall parking lot. It was a wonderful day for 3 hours and 9 minutes. More than 200 folks participated, lots of rail related merchandise changed hands. Amber pretty much cleared out the collection that had been donated to the PPD. Those who came early had a great time. Those who left early had the best time. At 1:09 the skies opened up and the wind blew. The clouds had built for a little while and it was breezy all morning, but it didn't look that bad until it was. Everyone sprang into action to protect material, either under 'tents' or into vehicles. I don't know of any real casualties to stuff, but some things got damp. Anyway," if it wasn't for fun, what would we have"? In spite of the early end, it was a successful show and most, if not all, of the participants were satisfied with their results. As of now, the next TECO show will be inside the mall in November. Stay tuned for details.





May22 TECO: Mid-morning on a lovely day. Bigger than the last out door show.
Good traffic and good vendors.

For those of you who have been under a rock lately, 'Roy's Trains' store has packed up to move. It is hard to imagine any model railroad related item that he doesn't have at least one of :>). New location to be announced. He will still need more help to unpack after the relocation.

As of this writing, there are plans for a work day at the Calhan depot starting mid-morning next Saturday, June 12th. Anyone who is interested in some full-size modelling action is welcome to come on out. We plan to work on the caboos and the coach roof. If we have the right kind of help, we might try to remove some pieces from the depot roof too. Call me for info.

It has been a busy time for me. Our granddaughter graduated from Harrison HS on May the 27th followed by a yard party in the evening. On May 28th, I was in Beloit, Kansas for my 55th High School Class reunion. Got to see some folks I hadn't seen/thought of for many years. The town had a Memorial Day parade on Saturday morning and I was in my pasture chasing Musk Thistles on Saturday afternoon. I had hoped to continue on Sunday, but it dawned rainy with no relief in sight, so I packed up and headed west. Got to drive in some of the heaviest rain I have seen in years. Calhan had about 3" of pea sized 'snow' when I got there. Ultimately, I got home safe and my car was shiny clean.



Katrina, 2021 graduate.



Banner pic: Old man with old women.



The only difference between men and boys is the price of their toys.
Getting ready to 'cruise Main Street'.



No mountains, but green and lush. Pond is full.

See ya 'round the ZOOM screen.



May 2021 Minutes

Secretary, John Emmot

The regular monthly meeting was initially called to order by Superintendent, Joe Costa at 7:02 on a digital ZOOM meeting. Elizabeth asked to go first with that TECO report so that they could depart the meeting early. The meeting was again called to order at 7:11 after the TECO report. All of the officers and several members were present. Eventually, we had 10 Zoom boxes with some folks entering and leaving. It was mostly the regulars present. Mike and Elizabeth attended from Ft. Collins with plans to be in Cheyenne on Saturday and Mark and Amber attended by cell phone while driving to Breckenridge for the weekend. Mark stopped and provided a short video look at the Georgetown Loop as they went by.

The minutes of the April Zoom-meeting were approved as published in the Milepost.

Treasurers Report

Tony Pawlicki had provided a digital update on activity in the PPD bank account to the officers prior to the meeting time. The Bank statement showed us with \$0.03 interest. The statement was accepted as submitted

Discussion

Pre meeting discussion concerned the status of the Sand Creek Police Station meeting room. Tony is in contact with the scheduling folks. No word yet on reopening.

Chairman Reports

TECO; Elizabeth reported that there are 27 vendors signed up as of now. The Gazette newspaper GO section offered a 'good deal' on a quarter page ad for the May 22 event at Chapel Hills and she took it. She also asked for additional volunteers for the event parking lot. Mark agreed to help John and Mel. At this point the HO collection that Mark and Amber received for the PPD was discussed. They have cleaned and sorted the material and would like to dispose of it at the TECO show. It was moved and seconded that the Division would rent a single sales space at the TECO show. Amber volunteered to handle the sales.

New Business

There was no new business introduced.

Old Business

John asked about the status of the PPD banner acquisition. Kristin reported that her son is working on it.

Contest

There was no formal contest.

Program

Tony talked about upgrading an Athearn Blue Box gondola. The cast on grab irons and stirrup steps were removed and replaced with new formed metal. The cut levers were added and a real chain was

put in place on the brake system. He noted the old kit had a full-length metal weight which made drilling and taping for coupler and truck mounting screws better.

John discussed a new project of building a 70' steel passenger coach for his Moffat Road. He had several 60' MDC Harriman cars which will be bashed for the 70' frame and roof to be used with new correct window sides cut from styrene with the laser.

Meeting adjourned at 7:41.





*Do you
like trains
and enjoy
history?*

THEN WE ARE LOOKING FOR YOU!!!

We are recruiting volunteers to help us build a Railroad Heritage Center in Calhan, CO honoring those who operated the Chicago, Rock Island & Pacific Railroad in El Paso and Elbert Counties from 1887-1968.

GET INVOLVED • HAVE FUN • LEARN HISTORY • MEET NEW PEOPLE!

Volunteers wanted regardless of age or skillset. Painters, Electricians, Plumbers, Woodworkers, Writers, Photographers, Researchers etc.
Anyone & Everyone is welcome!

IF INTERESTED, PLEASE CALL 303.961.5929 OR EMAIL GRAFSPPEE40@YAHOO.COM

Roy's Model Trains

We Sell-Buy-Trade Model Trains all Scales

We buy collections large & small

2218 E Pikes Peak Ave, Colorado Springs CO 80909

Open Tues-Fri 1-6pm Sat 11am-4pm

Closed Sun-Mon

Website: Roysmodeltrains.com

Email: roysmodeltrains@comcast.net

Phone; 719-728-0503




Display of Freight Cars



Roy's Model Trains

SIDETRACK

HOBBIES



GOT TRAINS?

N, HO.S.O, 1-1/2 "

SCALES

You have seen us at the train shows with a full line of narrow gauge train equipment and supplies.

You know me as President of Pike Masters Railroad Club and active member in Pike's Peak Division of the NMRA.

NOW know us as a hobby shop with regular hours on:

July 1, 2017

Sidetrack Hobbies will be open for regular business hours. Stop by between 1:00pm and 6:30 Tuesday through Saturday and see our expanded line of railroad supplies, to include homocote, hydrocal, scenic materials, scratch builder parts, paints, cement, and much more.

510 LOOMIS CIR.

719-540-4684

NEAR THE WORLD ARENA

JB THISLTETHWAITE OWNER