




The Milepost

November 2016

Volume 36

Issue #10

Complete Convention Coverage!



Also in this issue:

- ***September Meeting Minutes***
- ***Upcoming Railroad Shows***
- ***Caboose Hobbies To Reopen***
- ***Steam Engine In Texas***

NEXT MEETING: Friday, November 11th, 2016 at 7:00 PM at the Sand Creek Police Station, 4125 Center Park Drive, Colorado Springs, Colorado (southeast of the intersection of Fountain and Academy Boulevards).



... INFORMATION ...

The Milepost is published monthly (except for last month) and is the official journal of the Pikes Peak Division, of the Rocky Mountain Region, of the National Model Railroad Association. **Because of our recent convention, there was not an October 2016 issue of *The Milepost*.** Our meetings are usually held on the second Friday of each month at the Sand Creek Police Station, 4125 Center Park Drive (southeast of the intersection of Fountain and Academy), Colorado Springs, Colorado, at 7:00 PM. Please come to one of our meetings. We'd love to meet you. All scales are welcome. Besides our monthly meeting, we have swap meets, train shows, and other model railroad activities.

All content of this journal is copyrighted to its respective owner unless otherwise noted. Please do not use content from this newsletter without explicit, case-by-case permission.

UPCOMING PROGRAMS

At each monthly meeting, a program of some kind is presented for information, entertainment, and enjoyment of those in attendance. Our Monthly Meeting Programs Chairman, Charles Marchbanks. If you have a presentation, a video, or something else that you would like to have as a program for one of the monthly meetings, please get in touch with Charles. His contact information is in the "P.P.D. Staff Members" column on this page. Here is the current program schedule:

November 2016: [To be announced.]

December 2016: No program — Christmas party.



Michael R. Clark

1015 Garden of the Gods Rd, Suite 150, Colorado Springs, CO 80907
(719) 634-4616

Fax: (719) 634-0916

P.P.D. STAFF MEMBERS

OFFICERS

Superintendent

Wade Mountz — (719) 380-9060
w.mountz@yahoo.com

Assistant Superintendent

Charles Marchbanks — (719) 641-3567
charles_marchbanks@msn.com

Treasurer

Frank Pareso — (719) 591-9470
wfpareso@gmail.com

Secretary

Robert Allen — (719) 661-5960
allen_rea1@hotmail.com

CHAIRPERSONS

Achievement

Jack Sousa — (719) 576-7017
jackfrv@pcisys.net

Contest

Dennis Snyder
dsnyder44@hotmail.com

Door Prizes

Frank Pareso — (719) 591-9470

Membership

Dennis Snyder
dsnyder44@hotmail.com

Members Aid

John Emmot — (719) 380-8421
jemmot@comcast.net

Milepost Editor

Michael Murdock — (719) 502-9864
midnightriver@ymail.com

Module Group (HO-Scale)

John Emmot — (719) 380-8421

Monthly Meeting Programs

Charles Marchbanks — (719) 641-3567

Public Relations

Kristin Phillips & Joe Costa
kristin.phillips7099@gmail.com joe_costa@hotmail.com

Swap Meets

Dusty Thomson — (719) 651-7064
dthom8787@yahoo.com

Webmaster

James Patterson — (719) 683-9608
james@santafesheddivision.com

SEPTEMBER 2016 MEETING MINUTES


September 9th, 2016 Minutes of the Regular Meeting of the Pikes Peak Division of the National Model Railroaders Association

The meeting was brought to order by Superintendent Wade Mountz at 7:04 PM. There were 23 people in attendance.

The minutes of the August 2016 meeting were approved as presented in the September issue of *The Milepost*. The Treasurer's Report was read and approved as presented by Treasurer Frank Pareso.

There was no old business to be resolved.

- Dennis Snyder is helping his daughter move to Dallas, Texas. Therefore, Jack Sousa will handle tonight's contest.
- TECO show report. Andy Bucu reports that the December 2016 TECO show is hereby cancelled. The next show will be on January 21st and 22nd, 2017, at the usual location.
- Discussion about volunteers for the upcoming convention in October. A sign up sheet was passed around. There are no registration costs is someone is only volunteering.
- There will not be an October 2016 PPD meeting because of the upcoming convention. The next meeting will be in November.
- December will be our Christmas party and the election of officers for the 2017 year. Both Charles and Wade have announced they will not be running for re-election again.
- Tonight's contest: animal or stock car.
- Michael Murdock announced that Caboose Hobbies will be closing on September 11th, 2016. He brought souvenir items from his last visit there to give out to those interested.
- Four merit awards were handed out to Rob Allen for structures judged at the August meeting and in *The Milepost*.



John Emmot did a presentation on his model railroad, *Re-creating the Moffat Railroad*.

The meeting ended at 8:51 PM.

SUPERINTENDENT'S NOTES

By Wade Mountz, Superintendent of PPD-NMRA

With temperatures like they've been, it's hard to believe it's fall and Thanksgiving is only about two-weeks away. I have several things that need to be completed, including passing out some certificates of appreciation for helping with our October regional convention and hopefully a final convention recap.

This will be our last regular meeting before our December Christmas party and especially our election of officers for next year. Everyone knows that Charles and myself will not be running for office next year. We don't want a Superintendent that just accepts the position. We want a Superintendent that is seeking the position to take our division to a higher level. I did not set the bar too high for the next leader to surpass what I did. The Assistant Superintendent is probably the position that takes the most time and effort. I congratulate Charles for coming up with monthly programs when program volunteers were few and far between.

Our Christmas party will be our normal party and there will be a separate NON-railroad related exchange for wives (or anyone) not involved with our hobby as we are. If anyone has receipts for our convention related expenses not yet paid, please bring them and turn them in to Frank Pareso. Hope to see a full room at Friday's 7:00 meeting. This position has been one that I enjoyed very much because of the dedicated membership that made this job an easy one to accept.

The division has obtained twenty four (24) CD's from Past Superintendent Bob Binder. Probably all of these were taken by Jerry Hansz at meetings, division train shows and TECO shows.

I will bring them to our November meeting on 11th — Veterans Day. We could either give these away to the membership *or* have next year's Superintendent take them home and store them in their garage for who knows how long! Jerry really likes working with these so at least some of these have music backgrounds.

I recently received this e-mail back on Monday, October 31st, 2016:

Dear Wade,

As Superintendent of the Pikes Peak Division of NMRA, I wanted to let you and your fellow members know about an online train auction of new and nearly new items that are located in Monument, Colo.

This would be a quick, easy and affordable way to acquire engines, rolling stock, scenery, and other memorabilia for your members.

The link to bid online is at:

<https://success-auctions.hibid.com/auction/88460/massive-toy-train-collection>

I will be happy to work with you on coordinating the pickup of winning purchases.

If you have any questions, please feel free to call me at 719-667-1000 or on my cell at 402-730-8602.

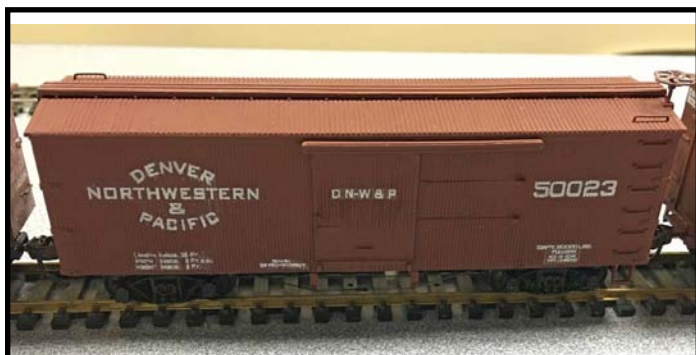


Thank you,

Michael "Whit" Whitfield, GPPA
Auctioneer and Asset Appraiser
(719) 667-1000
(866) 290-2243
www.SuccessRealtyAuctions.com

THE MOFFAT RAILROAD

Notes On John Emmot's Presentation

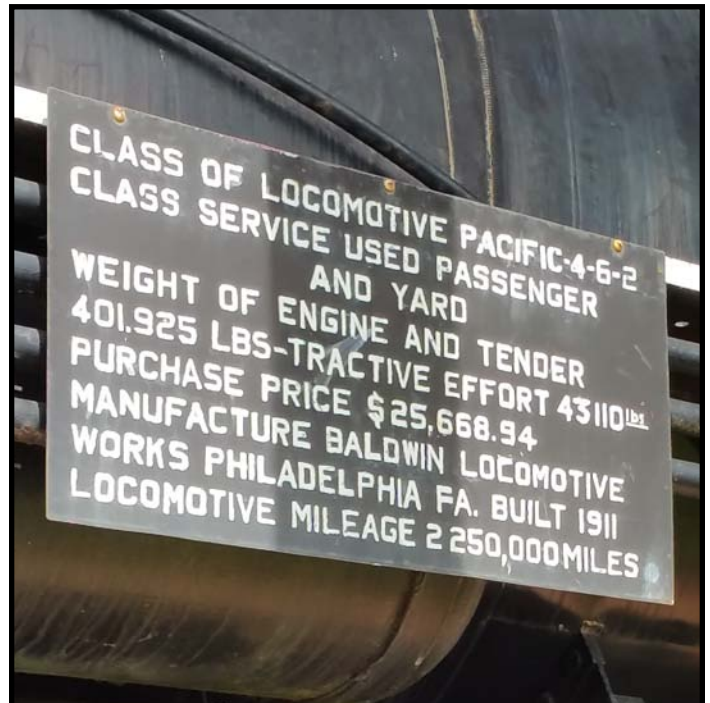
On Friday, September 9th, 2016, John Emmot had a presentation of work he is doing on his model railroad, the Denver, Northwestern, & Pacific Railroad. Here are some selected photographs from that presentation:



STEAM ENGINE IN TEXAS

By Dennis Snyder

I recently went through Childress, Texas, and saw a sign directing us to turn at the courthouse for No. 501. The picture looked like a steamer so I had to make the turn. A couple of blocks on brick roads, no less, just beyond the old court house is No. 501, a beautiful Pacific 4-6-2 in very nice condition. No fence so I climbed aboard and got to see the view from the engineer's seat. Always amazing how big those steamers are in 1:1 after fooling around with 1:87.





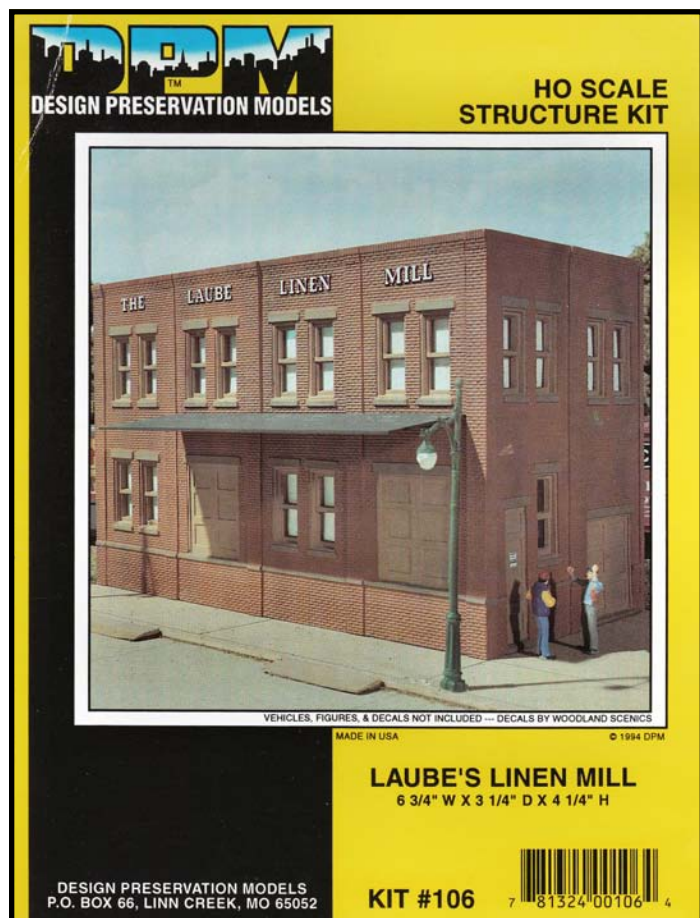
Bob's Bun Bakery

The rebuilt area behind Talheim Bahnhof now has a new industry, Bob's Bun Bakery (baked goods, you guys!)



It shares the parking lot with the Army radio site.

Bob's Bun Bakery can now receive and ship from rail or road. Let's see how it came to be. I had an unbuilt DPM kit, which would fit the space behind the Talheim Bahnhof.



Before assembling the building, I painted the inside walls black, in case I would decide to add lighting. Then the building was glued up.



I didn't have appropriate color paint for the brickwork, so I applied an alcohol/ink wash to represent an old neglected building. Grunge is my best ability! The roof over the loading doors is rusted metal over a wood frame.



The completed building, with office air conditioner.

Gunnison Division Notes


Operating Sessions At The 2016 Rocky Mountain Region Pikes Peak Or Bust Convention

By Jeff Cahill

Last October's Pikes Peak Or Bust RMR convention attendees had the opportunity to operate on four great model railroads in Colorado Springs, Pueblo West, and Canon City. Among the visiting operators were many "local" guests from the Colorado Front Range, some from the further reaches of Colorado, as well as guests from Arizona, New Mexico, and Nebraska. We even introduced model railroad operations to a convention attendee from Australia!

Most of the operators participated in more than one session, with several guests attending all the sessions. There were seasoned veterans of operating sessions from across the country and some who had never before operated. They all very much enjoyed their Pikes Peak region operating experience and most took back valuable lessons and ideas for prototypically running their own layout.

We again thank the layout hosts and all the regular crews who made these convention op sessions happen!



Yardmaster Tom Lawhorn (at right) keeps the trains moving through Las Vegas, NM, with Barbara Geiger (in the back) running the west end of the busy yard on Bob Foltz' HO/HOn3 New Mexico Division - ATSF. Meanwhile, at Rowe, Chuck Hermes closely studies his local train's paperwork before working the town.



Paul Weyer briefs his guest operators on the important where's, how's, and why's of running trains on his HO scale Burlington's - Great Western Division.



Dennis Turner (visiting from Australia) keeps his passengers safe and on-schedule as his west-bound train takes the siding at Watrous, NM, on Bob Foltz' HO/HOn3 New Mexico Division - ATSF.



Yardmaster Greg Long (left) and visiting switcher crew Don Zinneker are about to get busy sorting cars and servicing power at the recently reconfigured St. Joe yard on Paul Weyer's HO Burlington's - Great Western Division.



Before his session begins, Eric Lundberg (far right) takes convention guest operators on a tour of his basement, otherwise known as the HO/HOn3 Sandric & Lake Superior Railroad.

{ Continued on the next page... }

{ Continued from the previous page... }



Ken Rambo checks his yardmaster paperwork at Glenwood Springs, making certain he properly handles Gary Myers' train on Eric Lundberg's HO/HOn3 Sandric & Lake Superior Railroad. In the background, Doug Geiger works the Leadville Mining District on the upper level.



Engineer Don Zinneker pushes his train up the branch line on Greg Long's HO/HOn3 D&RGW Montrose Division. Across from Don, Gerry Glancy works the busy dual-gauge yard at Olathe.



Visiting yardmaster Doug Geiger looks like he knows what he's doing while building and breaking-down trains in the narrow gauge yard at Empire on Greg Long's HO/HOn3 D&RGW Montrose Division.

SEPT. 2016 CONTEST

The September 2016 contest was *Animal/Stock Car*. Below are the contest entries and the winners.



Bob Binder won 1st-place with these weathered, HO-scale, Chicago & North Western Railroad stock cars.



Robert Allen won 2nd-place with this Gorre & Daphetid Railroad stock car model.

CUMBRES & TOLTEC

By Kristin Phillips



Here is a photograph of those that rode on the recent Cumbres & Toltec Railroad caboose ride.

MODULAR MUSINGS

By John Emmot, Chairman of Module Group

Well, we did it again. After twenty-years, the Pikes Peak Division hosted a Rocky Mountain Region Convention. Many in the Division were occupied from October 3rd to the 9th with hosting folks from around the region and the world. There were layout tours and operating sessions on local layouts as well as clinics and special deals at local rail attractions. Topics ranged from backdrops to electricity to loading cars to historic movies of the Silverton to making rocks. If you didn't come, you missed a great show. All of the local module groups were operating on Friday, Saturday, and Sunday with the vendors. Thanks to everyone who helped and for those who didn't, we missed you.

The PPD modules were setup as a 28' by 36' boomerang configuration. Maline, Bucu, Costa/Philips, Gelsinger and Emmot provided modules. I was otherwise occupied for much of the show, but Maline, Hansz, Gelsinger, Costa, Murdock, Binder, and perhaps others I missed, ran trains throughout.

In conjunction with the convention, the Rocky Mountain Region conducted a model contest. A total of 51 models were entered. Several local modelers entered with some success.

Two Division members placed in the NMRA judging with Merit Awards. John Campbell won first in Model Power Steam Loco with his D&RGW C-16 and first in Scenery Display with his Town Of Fremont, Colorado model.

Rob Allen won second and third in Structures Online with his Payne Mine Tram House and Cougar Flats Depot.

In the Popular vote category, John Campbell's C-16 won first. John Emmot won second in Freight Car with his D.N.W.&P. boxcar.

Rob Allen won first in Online Structures with his Santa Cruz, Garfield Park & Capitola Electric Rail structure.

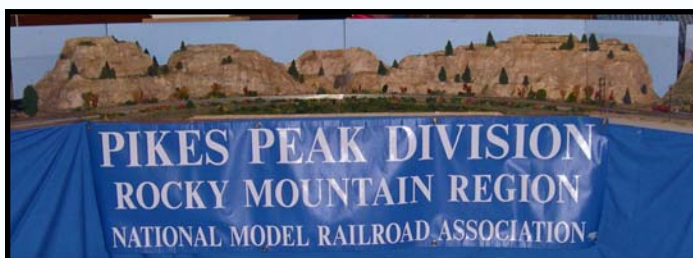
John Campbell's Town Of Fremont was first in Scenery Display. Vic Kuklin won first in Photo-Model with his Steaming To Romley and third in Photo-Prototype with his Trestle To The Past.

John Emmot's D.N.W.&P. passenger train won second in Favorite Train category and was selected as Best Representation Of Colorado Railroading. Pictures of the winning models will be published by the RMR in their official material.

The next module setup will be for the TECO Show January 21 and 22, 2017. There has been some preliminary discussion with the Pikes Peak & Souther module group about doing a combined layout. It would be potentially very large and we don't know what facilities maybe available after the Expo Center. This could be our last opportunity to do this. Unless I hear serious objections from the Division, we will proceed with the planning. Because of the different interface connections, it would probably be one leg of PP&S and one leg of PPD modules.

We used the new overhead lights on the modules to good advantage at the convention. However, the setup revealed the shortage of lights for the PPD held end modules. I would like to have authorization to buy materials and construct 4 more light fixtures. The total cost should be around \$50. I hope to have the Lipper module revised by January, but if not the following TECO show for sure.

That's it for now. Remember: "Model Railroading is Fun". Please enjoy these photographs from the convention. See you all on the 11th.



C&TSRR CABOOSE RIDE

By John Emmot

A group of twelve local members of the NRHS and NMRA recently traveled to Chama, New Mexico for a caboose ride on the Cumbres & Toltec Scenic Railroad. Everyone arrived on Friday, October 21, 2016 for the penultimate trip of the 2016 season leaving on Saturday morning. It was a beautiful cloudless day to visit the high country.

Our train of eleven cars was double-headed for the climb up the 4% grade to Cumbres Pass. The 463 had the train with the 484 as the helper. As before, the rebuilt Lobato Trestle is only rated for a single locomotive, so we waited while the lead loco crossed and then recoupled on the other side. The 484 was cut off at Cumbres. We proceeded across Cascade Trestle to Osier for the lunch stop and then along the Toltec Gorge and on through the Rock Tunnel and Mud Tunnel. Then through the convoluted east end and the final sage brush run to Antonito, at the end of the 64 mile run.

Upon arrival at Antonito, a few of us were able make a quick run to the shop where the 168 is under restoration. The lagging is all off of the boiler. According to John Bush, President of the C&TS, who visited us in the caboose prior to leaving Chama, she has passed her static boiler pressure test. There is lots of work ahead, but she is sound and repair worthy.

Following the bus return to Chama, the whole group gathered for supper at a local restaurant. I believe I can say, "a good time was had by all".

The following morning, Sunday, a number of the group delayed leaving until the 10 o'clock departure of the last run of the 2016 season. The 487 had eight cars by herself. There are several road crossings and close approaches that allow for some great train watching. Anyone who didn't enjoy this trip has been asked to turn in their railfan credentials.



This is Engine 168 — it used to be in downtown Colorado Springs. It was removed from Antler Park back on September 23rd, 2015 and hauled down to the Cumbres & Toltec Scenic Railroad to be rebuilt.







www.sunbirdtrainmart.com



DISCOUNT TRAINS

M. JORDAN ZIMMERMAN
(719) 574-2080

3311 N. Academy Blvd.
Colorado Springs, CO 80917



UPCOMING EVENTS

This monthly column lists model railroad and related events that are mainly in the Pikes Peak region and the state of Colorado. If you know of a railroad-related event that can be added to this listing, please e-mail them to the editor (midnightriver@ymail.com). Please note that dates and times sometimes change, so please check this column each month for the latest information.

NOVEMBER 2016

- 11 PPD-NMRA Monthly Meeting (7 PM, Sand Creek Police Station).
- 19 Youth In Model Railroading (9 AM, Immanuel Lutheran Church, Pikes Peak/Institute.
- 19-20 Rails Along The Rio Grande 2016 Model Train Show, Albuquerque, New Mexico. See flier towards end of this newsletter.

DECEMBER 2016

- 9 PPD-NMRA Christmas Party (7 PM, Sand Creek Police Station).
- 17 Youth In Model Railroading (9 AM, Immanuel Lutheran Church, Pikes Peak/Institute.

JANUARY 2017

- 13 PPD-NMRA Monthly Meeting (7 PM, Sand Creek Police Station).
- 21-22 TECO #29 Train Show, Mortgage Solutions Financial Expo Center, Colorado Springs, Colorado. See flier towards in this newsletter.



Photo Album Of The 2016 PPD-RMR-NMRA Convention Colorado Springs, Colorado



The Pikes Peak Division RMR-NMRA 2016 regional convention ran from Monday, October 3rd, 2016 through Sunday, October 9th, 2016, at the Hotel Eleganté Conference And Events Center, located at 2886 South Circle Drive, in Colorado Springs, Colorado. This photo album is a record of the many activities and events that occurred at the convention. A sincere thank you to everyone who organized, helped out, attended, and otherwise contributed to make this event a reality.



The convention store. Note the quilt in the background.



The registration counter for the convention.



A display of various boxes from different model railcar manufacturers throughout the years.



A display box of various model railroad boxcars in different scales.



An outside view of the hotel.



The Pikes Peak & Southern module group's layout.



PPD Module Group layout and the Pikes Peak "N" Gineers layout.



Spokane Valley & Northern model railroad layout.



Bob Binder's weathering clinic.



Vendors in the main room at the convention.



The Colorado & Great Western Modular RR Club getting setup.



The Colorado & Great Western Modular RR Club up and running.



The Pikes Peak "N" Gineers getting their modules setup.



NCE DCC controllers held several meetings on their products.



Gordon Preller's amazingly detailed N-scale layout.



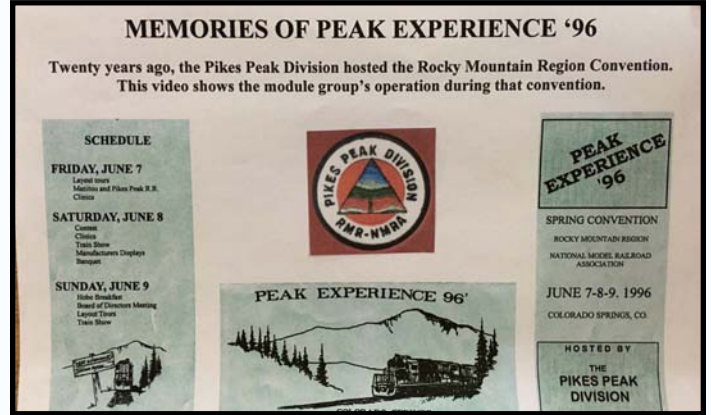
Booth for the RMR convention for 2019.



Sign thanking military service members attending the convention.



A view of the auction.




A sign commemorating the PPD RMR convention back in 1996.



A view of the main room as vendors get their tables setup.



The Pikes Peak Division module group's layout.



View of the model contest room.



Another view of the model contest room.



NMRA membership booth.



Operation Lifesaver booth.



Doug Geiger's clinic on tools.



Victor Kuklin's clinic on rock castings.



The Pikes Peak & Southern module group's layout — all setup and ready to run trains.




Youth In Model Railroading getting their modules setup.



Youth In Model Railroading's module layout.



Youth In Model Railroading booth.



Long view of a layout by the Slim Rail module group.



A train makes it way around a loop on a Slim Rail layout.



Two trains on one end of a Slim Rail layout.



The 1996 PPD-RMR convention car (left) coupled to the 2016 PPD-RMR convention car (right).



An article about the convention appeared in the local newspaper.




An HO-scale train makes a last run before the layouts come down.



On Sunday, October 9th, 2016, in the late afternoon, the tear down begins.



The PPD module group's trailer arrives to pack up.



Monday, October 10th, 2016, in the morning, the tables get moved.



Tables getting loaded into a truck.




Upwards of 100 tables were loaded into the truck.



By 10:31 AM, on Monday, October 10th, 2016, the main room was cleared out. The hotel staff prepares the room for their next event.



Souvenirs and mementos from the convention.



Joe's Railroad Notes

By Joe Costa

Inexpensive Railroad Sounds With The Invitebyvoice Sound Modules

I've been looking at conventional sound modules for crossing gates and frankly been faced with severe sticker shock. I came across a website called www.invitebyvoice.com that offers several USB programmable units. This is a picture of the one I worked with:



To give an idea of scale, the speaker is 1.5 inches in diameter. The USB programmer is removable (off the white card). The push button is on the red wire below the speaker. The whole thing, including shipping, was \$15.

A PC program is downloadable from their website, writes MP3 or WAV files to the card. Maximum sound length is between 90 and 200 seconds depending on sampling rate. You provide the sound track. They have a five button unit that can play five different sound tracks for under \$10. These units are powered by replaceable batteries. Sound is not very loud — you are dealing with the technology behind voice and music greeting cards.

For those unafraid of soldering, you could probably replace the push button with a reed switch triggered by magnets or by optical sensors. Since the cards are small and battery powered, they could be placed in train cars or trackside in buildings.

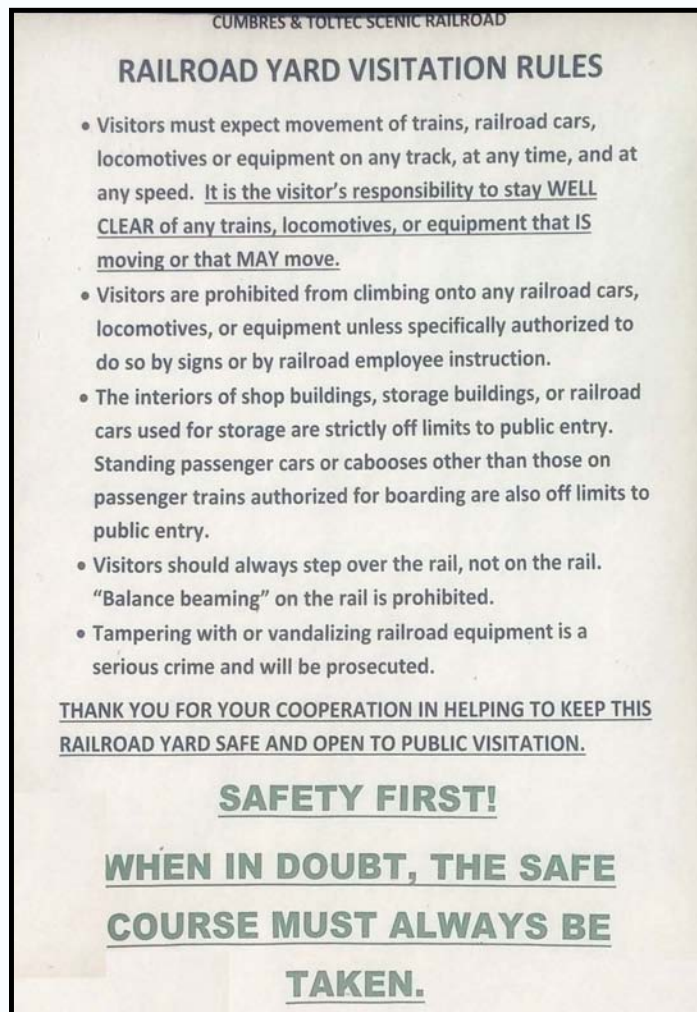
Invitebyvoice has a version of their module that uses an audio cable instead of the USB interface to record sound directly from any device such as a cell phone.


The "paper card" is actual adhesive tape that could be applied to the roof of a car or building once you remove the protective covering. I would also note you can re-record the modules.

Online sites, like mp loader, can increase the decibels of an MP3 file. Doing that is recommended in the invitebyvoice documentation and it works.

Playing By The Rules In Chama Railyard

On a recent trip to the Chama Railyard, I photographed a rules sign I saw. Using the photo-editing software I have, I was able to clean up the sign.





Joe's Railroad Notes

Continued...

Bachmann E-Z Blue Lightning

I saw a Bachmann E-Z app Blue Lightning train on eBay for \$60 on eBay and won as the only bidder.

The theory behind E-Z app is controlling a train wirelessly using Bluetooth on an Apple or Android device. A special Bluerailtrains decoder is pre-installed in the locomotive much like a DCC decoder would be. The track could be either DC or DCC powered. NOTHING else is needed. No PC running JMRI software. No access point. No special wired interface to the track. Multiple trains can be controlled on the handheld.

I downloaded the free E-Z App from the play store onto my LG phone and it discovered the engine. I selected the engine and ran the train. There is no onboard sound but the app played the bell and horn on the phone. In theory, you should be able to put a battery powered Bluetooth speaker on the train. I have a small speaker on order I will put into a box car and check that out.

Someone who has a DC layout at home, could take their train to another DC or DCC layout and run it successfully. Bluerailtrains sells Bluetooth decoders that are a little on the large size that you could install in a tender or B unit. They are working on smaller boards. They also sell dead rail versions with batteries. Additionally, on a DC layout you could install one of their \$75 boards between the track and the transformer and make your layout wireless without any locomotive modification. The outputs normally used to control engine lights could be used control building lights. There are great videos on their website. Ez-app works with these boards.

MRC, with their Freedom One system, sells handhelds for around \$100 that operate wirelessly. Each controller supports one of three fixed channels. I have no experience with these last two systems.

Dream Player LITE

I am too cheap to check out this device that I saw on the web:

<http://www.pricom.com/Trains/DreamPlayerLITE.shtml>



The Dream Player LITE - PRICOM Design

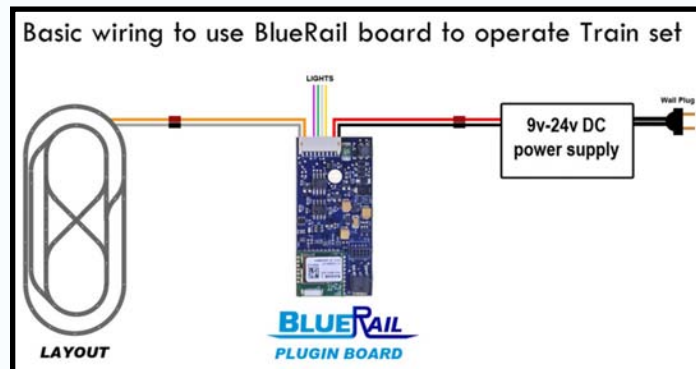
www.pricom.com

The Dream Player LITE (DP-LITE) Includes: 1 Dream Player LITE, Sample CD, Quick Start Guide: Price: \$39.00: The Dream Player LITE-Starter Pack (DP-LTST)

More On Bluerailtrains...

I like the E-Z app and Bluerailtrains scenarios because they are an inexpensive way of getting wireless throttle operation to newbies. In the case of the Blue Lightning train I was lucky to get it for \$60 (about \$130 for a loco is more normal).

The \$75 Bluerailtrains board can also make an existing DC layout wireless without rewiring any loco. The screen shot from their website has a great diagram.




BlueRail Trains Review

There is a one-page plus review on the BlueRail Trains in the October 2016 issue of *Model Railroader* magazine. Bachmann also has a full page ads on their EZ-app on the back cover. The review actually installed the BlueRail board in a DCC ready locomotive. The size of the board, 1.1" x 2" is a challenge. Also, *Model Railroad Digest* had an interview last year, in November, with David Rees:

<http://www.raildig.com/raildig-guest/david-rees-bluerail-trains/>

BlueRail Trains also has a Facebook page and a number of videos.



David Rees | BlueRail Trains | Raildig.com

www.raildig.com


Do you see BlueRail as a tool just to get younger people involved in the hobby, or will it have appeal to more seasoned model railroaders? Well, I think connecting ...

CONTEST SCHEDULE

Below are the contests scheduled for the monthly meetings. Please contact Dennis Snyder for questions. Please note there have been some changes to this list from what was previous shown in past issues of *The Milepost*.

November *Passenger Car.*

December No contest (Christmas party).



MURDOCK'S SIDING

By Michael Murdock, Editor of *The Milepost*

The convention has come and gone. Whew! It was a lot of work that everyone put into it, but I think it was a good convention overall. I hope everyone enjoys the photo album of the convention in this issue. I met a lot of new people and have a lot of good memories.

I think this is the largest issue ever for *The Milepost* — topping out at 30 pages! Thank you for all of the articles and photographs submitted this month.

Caboose Hobbies To Reopen

If you don't already know, Caboose Hobbies is planning to reopen very soon in a new location. A visit to their website shows the following graphic that indicates this:



Caboose Hobbies is now under new ownership and will soon be moving to a new retail location in the Denver Metro area. We are thrilled at the opportunity to provide the excellent products and services that you, our loyal tribe of rail fans and model railroaders have come to expect from Caboose Hobbies.

Stay tuned to our Facebook page and our website for all the latest information and updates, including details about our re-opening party.

From our family to yours, thank you for your continued support. We're excited to serve you!

Sincerely,
Kevin Ruble, Caboose Hobbies
Sharing our passion for trains since 1938



Dennis Snyder alerted me to this back on October 19th. Since then, the burning question has been, "Where will they be located?"

Visiting The Old And New Caboose Hobbies

On a recent trip to Denver, my wife and I happened to drive past the old Caboose Hobbies store. The building is still there, but it is dark and empty inside.

We parked the car and I snapped the following photograph:



The old Caboose Hobbies building on Saturday, November 5th, 2016.

I walked up to the front door and looked inside. I reminisced the times we had visited. Then, I noticed a small sign taped to the glass.



A sign on the door of the old Caboose Hobbies store indicates that they will reopen, under the name "Caboose". The new store will be at 10800 West Alameda, Lakewood, Colorado.

So now we had it — the address of the new Caboose Hobbies. Typing the address into Google Maps, we then drove out to 10800 West Alameda in Lakewood. Eight miles west of the old Caboose Hobbies we found the new location:



The new location of Caboose Hobbies (now to be called just Caboose), at 10800 West Alameda, Lakewood, Colorado. This used to be a Car Quest Auto Parts store.

A sign on this building confirmed that this was the new location:



The new store is "coming soon."

MODEL RAILWAY SHOWS 2016 SCHEDULE



DECEMBER 2-4
FRI 4:30-7:30, SAT 9-4, SUN 10-3
**COLORADO SPRINGS &
CRIPPLE CREEK THEME**



FUN FOR KIDS OF ALL AGES

OPERATING LAYOUTS
TRAINING

CLINICS

CANCELLED

The December 2-4, 2016 TECO show has been cancelled. Please see the September 2016 Meeting Minutes column on Page #3.

The next TECO show will be January 21st and 22nd, 2017. Please see the advertisement on the next page!



**SPACE SOLUTIONS
FINANCIAL
EXPO CENTER**

Formerly Freedom Financial
Services Expo Center

3650 N NEVADA

COLORADO SPRINGS

WEB SITE: WWW.TECOSHOW.COM

EMAIL: TRAINEXPOCO@COMCAST.NET

PHONE: 719-550-1780

- FAMILY 3 OR MORE \$9
- EARLY BIRD 8AM \$8
- SRS & MILITARY W/ID \$1 OFF
- ACCOMPANIED CHILDREN UNDER 12 FREE
- FATHERS FREE ON FATHERS DAY



Dedicated to the preservation of our railroad heritage through the model railroading community and supporting Youth in Model Railroading Programs



TRAIN EXPO COLORADO

January 21 & 22, 2017

SAT. 9 AM-4 PM SUN, 10 AM-3 PM

Mortgage Solutions Financial Expo Center

3660 N. Nevada Colorado Springs, CO



\$6 PER PERSON \$9 FAMILY OF 2 OR MORE

SENIORS/MILITARY \$1 DISCOUNT

WWW.TECOSHOW.ORG

TECO 29 TRAIN SHOW

**COLORADO SPRINGS CRIPPLE CREEK DISTRICT RR SHORT LINE
MODEL TRAIN LAYOUTS * VENDORS * HOURLY DOOR PRIZES**

**HISTORICAL PRESENTATIONS * SATURDAY & SUNDAY
12:30 * TOM VANWORMER: CARS & LOCOMOTIVES
1:30 * MEL MCFARLAND: THE SHORT LINE CS & CCD:
A TRIP THROUGH THE GOLD CAMP**

**HOW TO CLINICS
SATURDAY 10:00 - 3:00 & SUNDAY 11:00 - 2:00
TRACK LAYING * TREE CONSTRUCTION**

**TECO (TRAIN EXPO COLORADO) IS DEDICATED TO THE PRESERVATION OF OUR
RAILROAD HERITAGE THROUGH THE MODEL RAILROAD COMMUNITY.**

Rio Grande Div. 6, Rocky Mountain Region, National Model Railroad Association



RAILS
ALONG THE
RIO GRANDE
2016

MODEL TRAIN SHOW

BIG
OPERATING
TRAIN
LAYOUTS

NEW & USED
MODEL
TRAINS
& ACCESSORIES

Saturday, Nov. 19 | 9am-5pm

Sunday, Nov. 20 | 9am-4pm

Balloon Fiesta Park
ALBUQUERQUE



Adults \$5 / Kids under 12 FREE!

www.railsalongtheriogrande.org

NM RailRunner image courtesy MRCOG

DIRECTIONS TO THE CITY OF ALBUQUERQUE'S BALLOON FIESTA PARK



RAILS
ALONG THE
RIO GRANDE
2016


**Saturday, Nov. 19
9a-5p**

**Sunday, Nov. 20
9a-4p**

www.railsalongtheriogrande.org

Celebrate the
Sesquicentennial
driving of the
Golden Spike!

July 7-13, 2019



Utah's Famous Model Railroads...

Railroad: Utah Colorado Western **Scale:** HO
Owner: Lee Nicholas **Location:** Corrine, Utah



Railroad: Cajon Pass - ATSF **Scale:** HO
Owner: Ted York **Location:** Alpine, Utah



Railroad: Salt Lake Southern/CNW **Scale:** HO
Owner: Gary Petersen **Location:** West Valley City



Railroad: Western Pacific 8th Sub **Scale:** HO
Owner: Rob Spangler **Location:** Layton



and Many Hidden Gems!

Railroad: S & S Shortline **Scale:** Up to 1-1/2"

Owner: Steve Flanders **Location:** Farmington



Railroad: South Weber Model Railroad **Gauge:** 7-1/2"

Owner: South Weber Club **Location:** South Weber



Utah's Prototype Rail Activities



UP Training Facility
Salt Lake City



Intermodal Terminal
Salt Lake City



Roper Rail Yard
Salt Lake City



Utah State Rail Museum
Ogden Union Station

Convention Hotel Little America



- Downtown Hotel
- Access to TRAX
- Salt Lake's largest indoor/outdoor pool
- Children's pool
- Fitness Center with sauna and whirlpool
- Retail shops
- In-room dining
- Two restaurants on-site, Lucky H Bar & Grille and Coffee Shop
- Lobby Lounge
- Full service Business Center

Convention Transportation




Utah Transit
Authority
TRAX Light Rail

Utah Transit
Authority
**FrontRunner
Commuter Rail**



National Train Show South Towne Expo Center



It's all Here - All of the latest and greatest model trains, accessories, collectibles and more from the world's best-known manufacturers and retailers geared for all model railroaders - from first timers to old timers.

- The Best Known Manufacturers
- Modular Layouts
- The Incredible Lego® MiniLand
- Ask The Collectibles Appraiser
- Children's Play Area
- Hands-On-Demonstrations

Welcome to Salt Lake City



Lots to see and do, great layouts, great clinics, great tours and fun for the whole family. Dinosaurs, got 'em, the world famous Mormon Tabernacle Choir, it's here, Promontory's Golden Spike National Monument, come see it. We have beautiful accommodations, and the perfect National Train Show venue. Pick-up the Trax train at the airport, and take it to the Convention hotel, or to the Train Show. It's all here. Come join us!



Natural History Museum



Living Planet Aquarium



Mormon Tabernacle Choir



City Creek Mall



Lagoon Amusement Park



Temple Square Gardens

For more information:

www.nmra2019slc.org

nmra2019slc@outlook.com

Chairman

Alan Anderson

Layout Tours

Rob Spanger
Lee Nicholas
Gary Petersen

Clinics

Jack Chase
Steve Moore
Bill Hughes

Prototype Tours

Geoff Carter

Marketing

Steve Moore
Jim Wanlass
Rick Luther

Non-Rail Activities

Blaine Holbrook
Melinda Watson

Brought to you by:

National Model Railroad Association

www.nmra.org



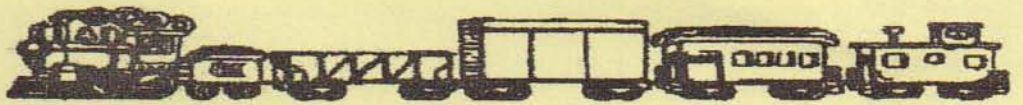
Hosted by:

Northern Utah Division
Rocky Mountain Region

www.northernutahnmra.org



Introducing....




Youth in Model Railroading

"The most exciting model railroad club just for kids"

- Do you want to learn different modeling techniques ?
- Do you want to meet other kids with the same interest ?
- Do you want to learn more about model railroading ?
- Do you want to participate in model train shows ?
- Are you between the age 8 and 18 and love trains ?

Then Youth in Model Railroading is for you !

TREE MAKING—MOUNTAIN BUILDING—CAR WEATHERING
—BUILDING BUILDINGS—BUILDING FREIGHT CARS—
BASIC SCENERY—MODELING WATER—BUILDING
DIARAMAS—SOLDERING—AIRBRUSHING—DCC OPERATION



Pikes Peak Division meets at Immanuel Lutheran Church
846 East Pikes Peak Ave.

Colorado Springs

(On the corner of Pikes Peak Ave. & Institute

On the 3rd. Saturday of the month from 9:00-12:00)

PARK NORTH OF CHURCH AND ENTER THROUGH
NORTH DOOR

For more information call : (719) 272-1450

CELL:719-271-8118

E-mail: ppd.ymr@gmail.com