




The MILEPOST

Volume 31, Issue 3 March, 2011

www.ppdnmra.com

The official newsletter of the Pike's Peak Division



NEXT MEETING April 8 Sand Creek Police Station 7:30 PM Our Meetings are Normally Held on the second Friday of each month at the Sand Creek Police Station 4125 Sand Creek Dr. (Southeast of Academy and Fountain)	March Meeting	IN THIS ISSUE
<p>Superintendent: Bob Binder rbinder2@mac.com Phone: 719 392-2077</p> <p>Asst. Superintendent: Charles Marchbanks Phone: 719-574-0381</p> <p>Treasurer: Frank Pareso wfpareso@gmail.com Phone: 719-591-9470</p> <p>Secretary: Adam Lütt</p> <p>Chairpersons: Achievement: Jack Sousa 576-7017 Contest: Ed Pagels 534-9232 Door Prizes: Frank Pareso 591-9470 Membership: Bill Poley 266-8989 Members Aid: John Emmot 380-8421 Editor: open Module Group: John Emmot 380-8421 Program: Charles Marchbanks Phone: 719-574-0381 Public Relations: D Attig 302-4077 Swapmeet: Dusty Thomson 651-7064 Webmaster: Chris Fox</p>	<p>Meeting Minutes by Adam Lütt, Secretary</p> <ul style="list-style-type: none"> The meeting was called into session at 7:29pm. There were 20 members present, plus one guest; Mr. Darrall Swift. The Treasury report was given and accepted. Old Business began with an update of the spring swap meet. Dusty Thomson said 29 tables have been sold completing the floor plan. More room is possible by spilling into the modular room. However we would need more tables than the church could provide. Roy Thompson offered 6 tables, which are currently in Castle Rock for TECO. There was no update on the summer picnic to Palmer Lake. Wade Mountz has contacted 4 layouts to participate in the layout tour. Wade, Bill Galloway, Bob Foltz, and Eric Lumberg were contacted. More planning is in the works, and final dates, times, ect. Will be decided in the near future. TECO is moving on schedule for their show April 2nd and 3rd. All tables have been sold. Due to lack of logistics, we won't have our modules at the TECO. The June TECO show has been canceled due to complications with the venue. A new venue is currently being searched out for future shows. There is still need for a new News Letter Editor to replace Bill Galloway! John Emmot said most of the Division owned modules have neared completion of the refurbishing and rewiring. Roy Thompson suggested Silent/Live auctions during future Division meetings. An update of the website, as well as the nametags was suggested. Contest winners: STEAM LOCOMOTIVE <ul style="list-style-type: none"> 1st Dusty Thomson with his DRGW Narrow Gauge. 2nd Jerry Bonds with his Yosemite Narrow Gauge 3rd Bob Binder with his Milwaukee Road Next Month's Contest is: STRUCTURES <p>Respectively submitted by: Adam Lütt</p> <p>Presentation: Charles provided an informative super-detailing video by Foscale</p> <p>Train Swap to be held at Each Meeting Bring your unwanted items to sell or swap.</p>	<p>Meeting Schedule & Location: 1</p> <p>Whose Who in the Region: 1</p> <p>Module Display Schedule: 1</p> <p>Meeting Minutes 1</p> <p>Local Area Notes & Events: 2</p> <p>Next Meeting Agenda 2</p> <p>Up coming Div. 4 Clinics/Programs: 2</p> <p>2010 Modeling Contests: 2</p> <p>Modular Musings: 3</p> <p>Contest Photos: 2</p> <p>Modeling Tips & Tricks 3</p> <p>NMRA news -</p> <p>Where to Find It: Advertisements 4</p>
		<p>PPD Modular Event:</p> <p>Pikes Peak Division Swapmeet - April 16th, 2011, Trinity United Methodist Church 701 N. 20th St.</p>

Photos of contest winners:

There was a good stable of iron horses, with the winners shown below:

First Place, Dusty Thomson



Second Place, Jerry Bonds



Third Place, Bob Binder



Local Area Notes & Events

- TECO Train show Castle Rock: See ad page 4
- Pikes Peak Division Swapmeet - April 16th, 2011, Trinity United Methodist Church, 701 N. 20th St., Colorado Springs, CO This is right across from the Uintah Gardens and King Soopers shopping center on 19th and Uintah
- Rocky Mountain Region Convention Sept 2-4

Find other events at:

<http://www.tecoshow.org/index.htm>

<http://www.ppdnmra.com/>

<http://www.trains.com/trc/community/events/search.asp>

<http://www.tecoshow.org/colocalevents.htm>

<http://www.trainweb.org/drgwscenicline/events.html>

April meeting topics:

1. Welcome new members
2. Planning for April 16 swapmeet

Up coming Division 4 Clinics/Programs:

May - Rick Huntrods will do a 1-hour clinic on trees - both Conifers and Super trees

Got a project that you would like to share? Is there a technique you would like to learn? Let Bob Binder or Charles Marchbanks know.

2011 CONTESTS

January	Coil car kit bashing challenge
February	Caboose
March	Steam Locomotive
April	Structure (RR and non-RR)
May	Passenger Car
June	Tank, Box, or Refrigerator car
July	Flat, Hopper, or Gon with load
August	Mow Equipment
September	Prototype Photo
October	Diesel or Electric Locomotive
November	Photo of your Model RR, module, or diorama
December	No contest

Modular Musings

**By
John Emmot**

As it turned out we did not take a layout to the TECO show in Castle Rock. It was an off again-on again-off again thing. But in the end Roy was able to fill the space with a paying client and the PPD module folks were asked to volunteer for TECO to earn points for the Division. We'll try the layout again for the next TECO show.

So, the next setup is the Division swapmeet on April 16. We are back at the church off of Uinta. In the past we have had 12 X 28 layouts there and I believe we will be able to again. If that is confirmed, I plan to have Marchbanks and Attig on one side and Lütt/Thomson, Gelsinger and Hansz on the other side. If we need to, we can reduce to a 12 X 24 by leaving out Gelsinger and rearranging the modules. That is the beauty of modular railroading. This show is the week after our regular meeting. I believe Dusty is planning a Friday eve setup for the sales tables and also for the modules - to be verified at the next meeting.

There was some concern over our missing the TECO show. I believe that our module group is alive and healthy. We may not have the absolute numbers of participants that the Division once did, however our group has stabilized and even grown in recent times. We now have at least one person who can fill each of the needs of the group. Transportation is still a key deciding factor. Many folks are able to transport their own modules, but the number of orphans requires that someone transports them or there is no show. My pickup isn't big enough to get them all. And occasionally a show conflicts with my schedule. Wade has been reliable lately to help with this task. But as with several tasks, he is only one deep. If he isn't available, it becomes difficult to find a second. The same applies to operators. If an owner gets their module to the show, but can't attend, someone needs to run trains. I think there should be a minimum of three operators in the layout anytime we are setup in public. Sometimes we can't roster that many. We are a group of individuals in a hobby that is fun. It is good that we get a quorum as often as we do. Not everyone can participate everytime. It takes enough acting together to bring it off. If you are member who hasn't yet tried the modular experience, consider what you might be able to gain while contributing to the cause. You can build and support your own module, you can help with the orphans, or you can operate your own or other's trains on the layout. I can almost guarantee you will have fun and enjoy it. See you at the meeting.

John

Modeling Tips & Tricks

Rooftop Solar Panels

Since the 1970s energy-conscious homeowners have been harnessing the sun's energy for home heating and power with rooftop solar panels. Since the panels are normally placed on existing roofing materials, they're easy to add to an existing house on your layout.

Solar panels are usually laid out in a grid that covers as much usable space as possible. In North America they're mounted on the most south-facing side of the roof to maximize exposure to the sun's rays. To model them, cut a rectangular sheet of styrene slightly smaller than the largest flat area of your roof. Scribe a gridwork of panels in the surface using a scribing tool or the back of a hobby blade. Prototype panels are about 60" tall by 30" wide and about an inch deep (although designs and makers vary) and are laid out side by side. Paint the styrene black and cement the piece, scribed side up, on your rooftop. Don't worry about trying to blend in the edges because most solar installations are simply attached on top of existing roofing.

Courtesy Of Wm. K. Walthers, Inc.
©2006 Wm. K. Walthers, Inc.

Next Show



TECO Train Expo Colorado

The Castle Rock Event Center

(Formerly the Duke's Steak House building.)

I-25, exit 181, Plum Creek Plaza,
906 S. Frontage Rd, Castle Rock, CO 80104


April 2nd & 3rd

Saturday 9am-4pm & Sunday 10am-4pm

\$5.00 per person / \$8.00 per family
Seniors and Military \$1.00 discount.
Earlybirds \$7.00 per person Saturday 8:00am

(Future Shows on: June 11-12, Sept.10-11, Dec.10-11)

Support Your Local Hobby Shops:



Custom RAILWAY SUPPLY
Michael R. Clark
1025 Garden of the Gods Road, Suite D • Colorado Springs, CO 80907
(719) 634-4616 Fax: (719) 634-0916


www.sunbirdtrainmart.com



DISCOUNT TRAINS

M. JORDAN ZIMMERMAN 3311 N. Academy Blvd.
(719) 574-2080 Colorado Springs, CO 80917

CABOOSE HOBBIES INC.
THE WORLD'S LARGEST MODEL TRAIN STORE



500 SOUTH BROADWAY
DENVER, CO 80209-4002
U.S.A.
(303) 777 6766
FAX (303) 777-0028
<http://www.caboosehobbies.com>

MIZELL TRAINS INC.



3051 West 74th Ave
Westminster (Denver), CO
www.Mizelltrains.com
Since 1977 303-429-4811