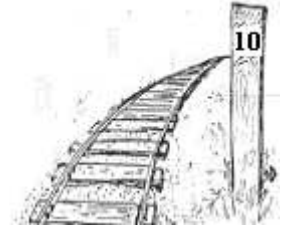




The MILEPOST

Volume 30, Issue 3 March 2010
 www.ppdnmra.com
 The official newsletter of the Pike's Peak
 Division



<p>NEXT MEETING April 2nd Doubletree hotel 7:30 PM</p> <p>Our Meetings are Normally Held on the second Friday of each month at the Sand Creek Police Station 4125 Sand Creek Dr. (Southeast of Academy and Fountain)</p>	<p>Note: The April meeting will be held on April 2nd at the Doubletree hotel in preparation for TECO 5</p> <p style="text-align: center;">Wally Smith</p> <p>Nearly thirty-five years ago, the local model railroaders decided it was time to start our own NMRA Division, there had been an earlier division, but it did not last long. Many local modelers with names not familiar to many of our present members were at the meeting at the bank building at Union and Platte. The room was filled with interested modelers. One of those was Wally Smith. He was a key founding member of the Division. A retired Air Force officer, he had seen the work of NMRA members, and knew of the benefits. For many years Wally and others worked in the division, on many projects including regional as well as the national convention, and swap meets. Wally has not been active in the Division for several years due to health problems. He moved to Arizona to be closer to his son's family in 2009. Wally passed away at the end of February in Arizona. He will be well remembered among the model railroaders in the area. Mel McFarland</p> <p style="text-align: center;">TECO – Train Expo Colorado THE TRAINS ARE COMING by Roy Thompson</p> <p><i>TECO show</i> is the talk of the town, in fact the State and beyond. It has become quite the meeting place for all in Model Railroading (MRR), as a family outing, a place to mingle and talk about trains, as well as a good venue to pick up some nice MRR pieces. It has also become the place for our <i>YOUTH</i> to visit and be part of the show. A recently established program called “Youth in Model Railroading” has become a big part of TECO because the kids are involved both in the MRR aspect and <i>TECO show</i> management. A great fun meeting place for \$4. (Continues on Page 3).</p> <p style="text-align: center;">Pikes Peak Division Swapmeet</p> <p>May 8th at the Trinity United Methodist Church, 701 N. 20th St., Colorado Springs, CO. (This is right across from the Uintah Gardens and King Soopers shopping center on 19th and Uintah.)</p> <p>Hours - 9:00am - 3:00pm Vendor Tables - \$15.00 each Admission - \$5.00 per adult 13 & over, children thru 12 free. Coupon on Trainshow miniflyer is good for \$1.00 off adult admission. Go to our website for discount flyer: www.ppdnmra.com</p>	<p style="text-align: center;">IN THIS ISSUE</p> <p>Meeting Schedule & Location: 1</p> <p>Whose Who in the Region: 6</p> <p>NMRA news 6</p> <p>Modular Musings: 4</p> <p>Modeling Tips & Tricks 5</p> <p>Module Display Schedule: 1</p> <p>Meeting Minutes December '09 2</p> <p>January Meeting Agenda 2</p> <p>Local Area Notes & Events: 1 & 2</p> <p>2010 Modeling Contests: 2</p> <p>Video Library: 2</p> <p>Up coming Division 4 Clinics/Programs: 2</p> <p>Contest Photos: 3</p> <p>Where to Find It: Advertisements 7</p> <hr/> <p>Next PPD Modular Event:</p> <p style="text-align: center;">TECO 5 April 3 DoubleTree Hotel World Arena</p> <p>Other Modular Layout Events:</p> <p style="text-align: center;">Pikes Peak Division NMRA May 8th Trinity United Methodist Church</p>
<p>Superintendent: Bill Poley Phone: 719-266-8989</p> <p>Asst. Superintendent: Bob Binder rbinder2@mac.com Phone: 719 392-2077</p> <p>Treasurer: Frank Pareso Wfpareso@msn.com Phone: 719-591-9470</p> <p>Secretary: Bill Galloway</p> <p>Chairpersons:</p> <p>Achievement: Jack Sousa 576-7017</p> <p>Contest: Ed Pagels 534-9232</p> <p>Door Prizes: Frank Pareso 591-9470</p> <p>Librarian: Jerry Hansz 390-4106</p> <p>Membership: Bill Poley 266-8989</p> <p>Members Aid: John Emmot 380-8421</p> <p>Editor: Bill Galloway (acting)</p> <p>Module Group: John Emmot 380-8421</p> <p>Program: Bob Binder 392-2077</p> <p>Public Relations: D Attig 302-4077</p> <p>Swapmeet: Dusty Thomson</p> <p>Webmaster: Chris Fox</p>		

PIKES PEAK DIVISION

Meeting Minutes by Bill Galloway, Secretary

Date: March 12, 2010

Start Time: 7:30

Location: Sand Creek Police Station

Superintendent: Bill Poley

Attendees: 24, Visitors: 3. New Members: 2

Recurring Reports

1. Reading of last meeting minutes: Bill Galloway – approved by the members present.
2. Treasurer's Report: Frank Pareso reported the balance.
3. Model Contest: Horizontal fuel tank on a stand; there were 3 models entered into the contest. Here are the results (see winning photos next page):
 - First Place: Wade Mountz – Double Tank
 - Second Place: Ed Pagels – Smiley face tank
 - Third Place: Wade Mountz – former Deep Rock tank car on a stand

20 Minute Break

Old Business

1. Spring Train show & swap meet – D Attig has delivered announcements to Mizells, Caboose, and local hobby shops. We will accept the discount for folks printing the flyer off the website. Get with Dusty to sign up for this event.
2. Modules – John Emmot announced that a 24 foot layout should be available for the TECO 5 event.
3. The next meeting will be April 2nd to set up the modules for the TECO show.

New Business

1. Welcome new NMRA members Craig Gatos and Dennis Jackson
2. Bill Poley has been elected as the new Superintendent for 2010. Thank you Bill for leading the Pike's Peak Division.
3. Start working on your Billboard for the May contest.

Program

Bob Foltz gave a very informative slide show and presentation on his techniques for planning scenery, based on his experience with his well known ATSF New Mexico Division Layout. Look for a future article in Model Railroader magazine.

Up coming Division 4 Clinics/Programs:

April 9: How to build turnouts, both straight and curved by Jack Sousa

Local Area Notes & Events

1. TECO 5, Train Expo Colorado Sat, April 3, 9:00 am to 3:30 pm \$4.00 (early buyers 7:30 am \$7.00) at the Doubletree Hotel, 1775 East Cheyenne Mt. Blvd. Colorado Springs. Go to www.tecoshow.org
2. Rail Runner Trip April 30-May 1. Contact the Colorado Midland Chapter. NRHS
3. Spring Train show & swap meet May 8, 9:00 am to 3:00 pm at the Trinity Methodist Church Gymnasium, 701 N 20th St., Colorado Springs. Go to www.ppdnmra.com
4. Rocky Mountain Region 2010 NMRA Convention Tracks to Alamosa June 3-6 <http://www.trainweb.org/SunriseDivision/RMRConvention2010/trackstoalamosa.html>
5. Santa Fe Convention July 21 thru 25, Denver. See www.atsfrr.net

Find other events at:

<http://www.ppdnmra.com/>

<http://www.trains.com/trc/community/events/search.asp>

<http://www.tecoshow.org/collocalevnts.htm>

2010 CONTESTS

JAN.	Reefers - all types
FEB.	Flat car with load
MARCH	Horizontal fuel tank on a stand
APRIL	Bent screwdriver
MAY	Scratch build a billboard
JUNE	Steam engines
JULY	Photos of prototype equipment only
AUG.	Rural passenger shelter
SEPT.	Ore cars
OCT.	Photos of graffiti on R.R. cars or buildings
NOV.	Scratch build mobile home
DEC.	XMAS PARTY - no contest

Video Library:

New titles have been added to the library. See the PPD website and contact Jerry Hansz to check out a Video tape or DVD.

Contest Winners:

First Place:

Fuel tanks and power poles by Wade Mountz



Third Place:

Three dome fuel tank with vents by Wade Mountz



Second Place:

Horizontal fuel tank on concrete footings by Ed Pagels



TECO 5 - Continued from Page 1:

TECO started a year ago to consolidate the activities and swap meets of local MRR clubs, to put on bigger and better swap-meets, recruit new members into the hobby and expand the Youth in MRR activities. It was a slow start convincing the clubs, but it paid off and we are into **TECO 5**, our fifth show. We progressed from 3 operating layouts, 70 vendor tables, and 500 admissions in 700sf to **TECO 4** with 6 operating layouts, 200 vendor tables 21,000 sf, and 1000 attendees. The youth are introducing their first large built layout. AND we kept our admission prices and vendor tables low.

We have learned much.

Our purpose is to:

1. Gather MRR hobbyists
2. Support Youth in MRR
3. Inform the public of MRR

4. Recruit new members
5. Consolidate events
6. Advertise RR events.

All funds earned are put back into the Youth and MRR and Club programs. It has been hard work by a committee of 8 volunteers, and no one is paid. The whole idea is to provide a venue for all MRR to gather, talk trains, exchange ideas, sell and buy stuff, provide help and information, have the public come in and run trains with their kids 6-76, all operated and managed by MRR people. **No big prices nor big expenses and a Fun outing.** The support has been overwhelming. Now the challenge is to entice the manufacturers to attend to show the latest in MRR.

TECO 5 will be held on Saturday April 3, at the in the main ballroom of the DoubleTree Hotel. The actual address is 1775 East Cheyenne Blvd, 80906, roughly the South West Corner of I-25 and Lake Blvd, I-25 Exit 138. Admission is \$4, families of 3 or More \$7 accompanied children 12 and under are free. Seniors and our military \$3. Parking is also free. Look for coupons. Time 9am-3:30pm

Directions are easy, come up or down I-25 to exit 138, turn west onto Lake ave about 100 yards to the light and turn left, and the Hotel is on the left. **FREE PARKING. Admission is only \$3.00**

We have noticed an increase of single moms bringing in their boys to run trains. This is no longer a male hobby, many women are into this very versatile hobby. So young ladies are most welcome. TECO 4's future and success is directly dependent on your support. Make an effort to attend, pass the word around especially to those not in MRR. For your non MRR friends, TECO5 is a great family outing, 400 linear feet of trains, exhibits and vendor tables, and young visitors will be able to operate model trains.

SEE YOU AT TECO 5
Join us for two days of fun.

Modular Musings

By John Emmot

The Pikes Peak Division is scheduled to have a layout at the TECO 5 Show next weekend. The regular meeting date and location was changed to support this event. We will have the meeting on Friday evening at the sight with the purpose of setting up the layout. To that end let me spell out the process.

When the location has been identified, we must move the modules and other materials to the location. Please use care if you are carrying a module. Treat it as you would want someone else to treat your property.

After they are in place, they must be put on their legs. Most will lie on the backboard side while the legs are inserted and fastened. If you are not familiar with a module, check with its owner or myself. Setting them on their legs is often a multiperson job. Look for those needing assistance getting them up.

Place the modules together in the designed configuration.

At this point we must begin to level and fasten them together. We usually start with one module and get it level at 40 inches high on both ends. We can then work from both ends by setting the end of the next module even with the base module and leveling it. We use one or two C clamps to fasten the ends together. **THIS IS IMPORTANT**> Care should be used to insure they are even/flat across the joint. Leveling doesn't have to be perfect, but pay attention and be close. If we do a good job, the two ends will come together with a reasonable elevation match.

After the modules are assembled we must insert connecting tracks in all of the joints. Some modules have connecting track that stay with them. Check about that first. There is a box of common track that gets used for this each time. For the most part a 9-inch snap track will fill the opening. You should be able to install them if the rail joiners are pushed back flush with the rails on one end. If it is tight, there are some pieces that have

been shortened. Look for one. If there is too much space (over 3/16 to 1/4 inch) there are some long pieces of track or expansion tracks. Look for one. Make sure each rail joiner is properly engaged. While this is going on, we need to pin the skirting around the layout. Start with one end at the designated entry point. For this setup, there will be a bridge module at one end. If the skirt is too long, fold the end back under the layout. Hang the PPD banners in good viewing locations. (Skirt hangers and track layers, look out for each other).

We won't have ropes for this setup, due to space considerations.

The other significant event is getting the power and control equipment in place. For this setup, it will go under one of the corners, which I will identify. We will also need to install a couple of DCC control bus connections on the inside of the layout at strategic locations. If you noticed, there is no rocket science here - just care and consideration. We can all work together to complete the task.

Modeling Tips & Tricks - Creating Custom Layout Scenes


Using figures and accessories together can add action to any layout. For instance, vehicles offer almost unlimited options. Put a "For Sale" sign on the windshield of a car, with the seller and an interested buyer standing nearby. Or borrow an idea from the recent "Cash for Clunkers" program with rusty old cars and a large banner displayed in your automobile lot.

Buildings offer many different scenarios too. Figures can be put to work washing windows, painting, sweeping or simply walking through the front door. If you have a newsstand, add figures buying magazines or reading the newspaper.

And don't forget animals! A dog in the back of a pickup, or chasing the neighbor's cat will liven up any scene.

Some manufacturers now offer some of these accessories grouped for your convenience. Or customize your own by combining different figures and vehicles to your liking.

Courtesy of Walthers



RMR - President

Harold Huber 1405
Dana Ave., Sheridan WY
82801 307-672-8471

RMR - Vice President

Bill Johnson
(303) 750-9230

RMR - Secretary Greg

Long 791 Galileo Place,
Pueblo West, CO 81007
(719)547-9641

RMR - Treasurer

Don B. Francis 1050
Monaco Pky, Apt. #2
Denver, CO 80224 (303)
377-3403

RMR Directors 2009-2011

Fred Carlson MMR
fredgcarlson@msn.com
(719) 251-9172

Robert Charles
deerfeathers@wbaccess.net
(307) 655-3128

Michael Weiss
mikeweiss65@gmail.com
(575) 532-1051


RMR Director 2008-2010

Chris Fallis
1222 N. Cascade Ave.
Colorado Springs, CO 80903-
2304
(719)475-2250

Martin Pirnat
martin@rmi.net
(970) 247-5349

Gary Myers
garymyers06@comcast.net
(720) 837-4393

What's New at the NMRA



REVISED

**The National Model Railroad Association, Inc.'s
75th Anniversary Photography Contest**

Win a cab ride in a Union Pacific steam locomotive!


The National Model Railroad Association and the Union Pacific Railroad are pleased to announce a model photography contest to help celebrate the 75th anniversary of the NMRA. The NMRA will pick one photograph submitted by an NMRA member in good standing depicting one or more models of UP equipment and/or structures in a realistic scene. The photograph will be judged for prototype fidelity of the modeling and scene as well as for photographic art.

The member submitting the photograph will win a cab ride in one of the mainline steam locomotives operated by the Union Pacific on the Kansas City to Jefferson City leg of the Missouri River Eagle Excursion. Airfare (up to \$500.00), two hotel nights, and transportation to and from the excursion will be provided for the winner by the NMRA.

To be eligible, the photograph must be in an envelope postmarked (or originated in transit by a third-party service such as FedEx or UPS) by August 31, 2010, and received no later than September 7, 2010. Only one photograph may be submitted per envelope, but there is no limit on the number of photographs a member may submit. Photographic prints, slides, or digital images are acceptable. Prints must be 8" x 10." Digital images must be taken with a camera of 7.1 megapixels or greater to satisfy the printing requirements. All submitted photographs shall become the property of the NMRA, and the NMRA and Union Pacific may use the photograph in any manner they choose. All members participating in the contest agree to provide to the NMRA the original medium of the photograph (negative, transparency, or digital file) if requested.

Please send all photographs to Robert J. Amsler, Jr., 514 Dover Place, St. Louis MO 63111. Be sure to protect photographs from bending or mishandling in the mail.

Support Your Local Hobby Shops:




Custom
RAILWAY SUPPLY
Michael R. Clark
1025 Garden of the Gods Road, Suite D • Colorado Springs, CO 80907
(719) 634-4616 Fax: (719) 634-0916

www.sunbirdtrainmart.com 

DISCOUNT TRAINS

M. JORDAN ZIMMERMAN 3311 N. Academy Blvd.
(719) 574-2080 Colorado Springs, CO 80917

CABOOSE HOBBIES INC.
THE WORLD'S LARGEST MODEL TRAIN STORE



500 SOUTH BROADWAY
DENVER, CO 80209-4002
U.S.A.
(303) 777-6766
FAX (303) 777-0028
<http://www.cabooseshobbies.com>

MIZELL TRAINS INC.



3051 West 74th Ave
Westminster (Denver), CO
www.Mizelltrains.com
Since 1977 **303-429-4811**