


ANOTHER DCC INSTALLATION

By Jerry Hansz

Here we go again! Purchased a nice 2-8-2 loco from Jim Vade Bon Coeur at the TECO. These little Mikados are made in Slovenia and run nice. (The tender says built in Yugoslavia.) But-it was painted and lettered wrong for Santa Fe. Had silver smokebox, red cab roof, and was 3426 on the tender. (3426 is for a 4-6-2 on the Santa Fe, and I already had 3426!)

I disassembled the locomotive and tender and hit them with flat black.





After considerable searching for a new number, finally found 3123 in my decal graveyard! ATSF 3123 was a light Mikado built in 1923, in service until 1954. So 3123 it was.



Haven't found any useful letters to put ATSF on the cab, so will go with it for now. Flat clear overspray was done to protect the decals.


I installed the NCE D13SR decoder in the tender and added two surplus sockets for the pickup (red and black) and motor (orange and gray) leads.




I decided not to install headlights on this rig. The front of the tender was opened to clear the surplus sockets I found.



The leads from the wheel pickups were removed from the motor and extended to a plug to fit the red/black socket on the tender. (I didn't have a red wire, so used violet instead.) New orange and gray leads were soldered to another plug and to the motor terminals. The NCE decoder uses red for right wheel pickup, black for left wheel pickup, orange for right motor lead, and gray for left motor lead.



Electrical tape was used to keep the locomotive leads in place.



Now, a pause to let glue dry and it will be time to program and test.

The programming went well. Manufacturer code 011, version 035. We programmed the long address to 3123, then ran the chassis on the main, with good results.



The chassis test went well, so we buttoned it up. Had to change the rear coupler to a long shank type to clear the thick tender body. After that, the locomotive looked like this:



ATSF 3128

Now #3123 joins #3128, which was previously modified and DCCed. Here they both rest in the Chestnut Hill steam storage area.



Technical information:

The NCE D13SR decoder shows 011 for manufacturer, 035 for version number.

It is programmed for short address 003, long address 3123, speed step 28, normal forward, DC and DCC operation.

The tender sockets are: left – track power leads. Red (violet) on left, black on right

Right – motor leads. Orange on left, gray on right

To avoid excess wires between the tender and locomotive, no lights were installed.

DCC installation was completed on October 30, 2014.